

DATA *Nugget*



Gene Expression in Stem Cells

Featured scientist: Adam Heck from Colorado State University

Research Background:

Every cell in your body contains the same DNA. How is it that genetically identical skin, brain, and muscle cells can look very different and perform very different functions from each other? Cells **differentiate**, or become different from one another, by turning certain genes on and off. This process is called **gene expression**. For example, when you spend time in the sun your skin cells turn on the gene for pigment, which protects your cells from bright sunlight. In the winter when there is less sunlight, your cells turn off this gene. This process your body uses to turn genes on and off is the same one it uses to develop from one cell into the many different cell types that make up your body. Stem cells have the ability to turn into any other type of cell in the body, an ability known as **pluripotency**. Your body retains some stem cells for your entire life.

Some genes are only turned on in specific types of cells because they have specialized jobs for those cell types, like muscle or brain cells. Other genes are more like managers, controlling which genes are turned on and off. The activity of these manager genes may



Adam working in the lab at Colorado State University, reprogramming specialized cells into induced pluripotent stem cells for his experiments.

be more common in stem cells because they could control which type of cell the stem cell will become. In recent years, scientists discovered they could reprogram specialized cells back into non-specialized stem cells, simply by turning on several manager genes. They call these reprogrammed cells **induced pluripotent**, or **iPS**.

Adam was working as a biologist in Colorado when he learned that many cool medical advances in regenerative and personalized medicine will happen when we figure out which genes are turned on, and which are turned off, in pluripotent stem cells. In his research, Adam wanted to look at gene expression for two genetically identical cell lines, those that have specialized and those that have been reprogrammed to be iPS stem cells. He was interested to see which genes are expressed by both types of cells and which genes are only expressed in one type of cell.

He decided to work with fibroblast cells because they are easy to grow in the lab. Fibroblasts cells are mainly responsible for production and maintenance of the extracellular matrix (including joints, ligaments, tendons and connective tissues), which is critical in holding the body's tissues together. From reading the work of other scientists, Adam learned how to transform fibroblast cells into iPS stem cells. This knowledge lead him to two genetically identical types of cells – (1) specialized fibroblast cells and (2) unspecialized iPS cells. When fibroblast cells are transformed into unspecialized iPS cells, their function changes and they become responsible for wound healing and generating new tissues, acting like a reserve set of cells. Because fibroblast and iPS cells perform very different functions, Adam thinks it is likely that each cell line will express genes that are specific to its individual function.

Adam looked at expression in 10 different genes that are thought to have important functions for fibroblast or iPS cells. Adam measured the expression for each gene by looking at RNA abundance of each gene in the different cell types. RNA is the intermediate between DNA (the genetic blueprint) and protein (the functional worker of the cell). Adam chose to look at RNA, because it is often representative of how much protein is present in a cell, which is very difficult to measure directly. Adam analyzed three replicates for each cell type. He replicated in order to get a more accurate representation for each cell type. This is important in case the samples were in slightly different conditions, like warmer or cooler temperatures, which could alter gene expression. This experiment allowed Adam to figure out which genes are turned on in iPS cells, allowing him to better understand how stem cells work.

Scientific Question: How does gene expression differ between human fibroblasts and induced pluripotent stem cells (iPS)?

Scientific Data:

Use the data below to answer the scientific question:

		Gene Expression in fibroblast and iPS cells							
		human fibroblast cells				induced pluripotent stem cells (iPS)			
Genes		HFF 1	HFF 2	HFF 3	HHF Mean	iPS 1	iPS 2	iPS 3	iPS Mean
1	SOX2	2.2	2.6	2.5		6.6	7.0	7.2	
2	MYC	1.2	1.3	1.3		4.1	4.5	4.6	
3	NANOG	1.8	1.5	1.5		3.9	4.2	4.3	
4	KLF4	3.4	3.7	3.9		12.0	11.0	10.0	
5	COL1A2	9.1	9.8	9.6		1.1	1.2	1.5	
6	FSP1	10.2	10.4	11.0		1.7	1.7	1.9	
7	TSLP	15.2	16.0	14.4		2.5	2.4	2.6	
8	GAPDH	5.6	5.9	5.8		5.7	5.5	6.0	
9	ACTB	8.8	8.5	8.2		8.4	8.7	8.3	
10	CDK1	2.2	2.4	2.6		2.5	2.7	3.0	


The table above displays the gene expression for 10 different genes in fibroblast and iPS cells. Gene expression is calculated by measuring the RNA abundance in 3 different cell samples. Mean expression for each gene is calculated by taking the average of the three abundances for each cell type.

Which data will you graph to answer the question?

Independent variable: _____

Dependent variable: _____

Draw your graph below: Identify any changes, trends, or differences you see in your graph. Draw arrows pointing out what you see, and write one sentence describing what you see next to each arrow.



Interpret the data:

Make a claim that answers the scientific question.

What evidence was used to write your claim? Reference specific parts of the table or graph.

Explain your reasoning and why the evidence supports your claim. Connect the data back to what you learned about the role of gene expression in cell differentiation.

Your next steps as a scientist: Science is an ongoing process. What new question do you think should be investigated? What future data should be collected to answer your question?